



(12) **United States Design Patent**
Barrett et al.

(10) **Patent No.:** **US D853,939 S**
(45) **Date of Patent:** **** *Jul. 16, 2019**

(54) **AERIAL VEHICLE**

FOREIGN PATENT DOCUMENTS

(71) Applicant: **University of Kansas**, Lawrence, KS
(US)

CN 10205022 5/2011
WO WO 13/048339 4/2013
WO WO 14/055899 4/2014

(72) Inventors: **Ronald M. Barrett**, Lawrence, KS
(US); **Richard B. Bramlette**, Little
Rock, AR (US); **Robert B. Honea**,
Lenoir City, TN (US)

OTHER PUBLICATIONS

U.S. Appl. No. 14/120,446, filed Jun. 10, 2014, Barrett et al.
(Continued)

(73) Assignee: **University of Kansas**, Lawrence, KS
(US)

Primary Examiner — Brandon Michael Rosati
Assistant Examiner — Marissa J Cash

(*) Notice: This patent is subject to a terminal dis-
claimer.

(74) *Attorney, Agent, or Firm* — Ray Quinney &
Nebeker, P.C.; Paul N. Taylor

(**) Term: **15 Years**

(57) **CLAIM**

(21) Appl. No.: **29/574,073**

The ornamental design for an aerial vehicle, as shown and
described.

(22) Filed: **Aug. 11, 2016**

Related U.S. Application Data

DESCRIPTION

(63) Continuation-in-part of application No. 14/810,090,
filed on Jul. 27, 2015, which is a continuation-in-part
of application No. 14/120,449, filed on Jul. 25, 2014.

This invention was made with government support under
grant no. DTOS59-06-G-00047 awarded by the Department
of Transportation. The government has certain rights in the
invention.

(51) **LOC (11) Cl.** **12-07**

(52) **U.S. Cl.**
USPC **D12/328**

FIG. 1 is a perspective view of an aerial vehicle showing my
new design;

(58) **Field of Classification Search**
USPC D12/16.1, 319-345; D21/436, 441, 442,
D21/443, 444, 447-454, 437
CPC B64C 2201/141; B64C 39/024; B64C
2201/127
See application file for complete search history.

FIG. 2 is a front elevational view thereof;

FIG. 3 is a side elevational view thereof;

FIG. 4 is a top plan view thereof;

FIG. 5 is a bottom plan view thereof;

FIG. 6 is a perspective view of an aerial vehicle showing a
yet further new design;

FIG. 7 is a front elevational view thereof;

FIG. 8 is a side elevational view thereof;

FIG. 9 is a top plan view thereof; and,

FIG. 10 is a bottom plan view thereof.

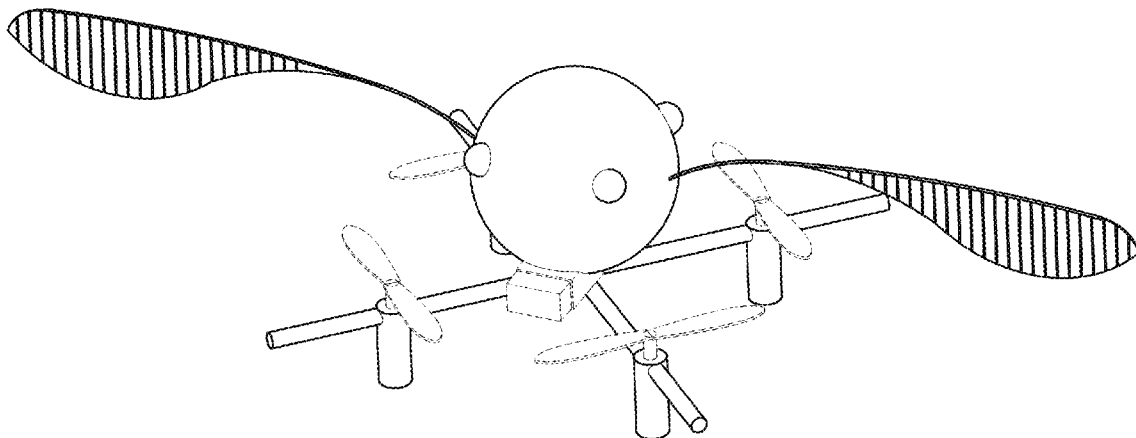
In the drawings, the broken lines depict environmental
subject matter only and form no part of the claimed design.

(56) **References Cited**

U.S. PATENT DOCUMENTS

D139,424 S * 11/1944 Bates 244/17.11
2,678,783 A 5/1954 Myers
2,845,746 A 8/1958 McKinney
(Continued)

1 Claim, 8 Drawing Sheets



(56)

References Cited

U.S. PATENT DOCUMENTS

3,063,375 A 11/1962 Hawley et al.
 3,578,263 A 5/1971 Gunter et al.
 3,884,431 A 5/1975 Burrell
 D250,966 S 1/1979 Spore
 5,060,886 A 10/1991 Davis et al.
 5,082,079 A 1/1992 Lissaman et al.
 5,289,994 A 3/1994 Del Campo Aguilera
 D377,326 S 1/1997 Grossman et al.
 6,260,796 B1 7/2001 Klingensmith
 D465,196 S * 11/2002 Dammar D12/328
 6,502,787 B1 1/2003 Barrett
 D500,809 S 1/2005 McKenna et al.
 7,416,466 B2 8/2008 Isawa
 D589,868 S 4/2009 Matharan et al.
 7,874,513 B1 1/2011 Smith
 D697,145 S 1/2014 Wong
 D760,624 S * 7/2016 Balaesque D12/16.1
 9,527,588 B1 * 12/2016 Rollefstad B64C 39/024
 D803,327 S * 11/2017 Gaus D21/436
 D814,350 S * 4/2018 Joo D12/16.1
 D814,971 S * 4/2018 Huang D12/16.1
 D814,972 S * 4/2018 Ahn D12/16.1
 D816,546 S * 5/2018 Wang D12/16.1
 2002/0030142 A1 3/2002 James
 2006/0038061 A1 2/2006 Blevio, Sr.
 2010/0152933 A1 6/2010 Smoot et al.
 2010/0252690 A1 10/2010 Hothi et al.
 2011/0001020 A1 1/2011 Forgac
 2011/0042509 A1 2/2011 Bevirt et al.

2011/0168835 A1 7/2011 Oliver
 2011/0226892 A1 9/2011 Crowther et al.
 2012/0286102 A1 11/2012 Sinha et al.
 2014/0117149 A1 5/2014 Zhou et al.
 2014/0131507 A1 5/2014 Kalantari et al.
 2014/0131510 A1 5/2014 Wang et al.
 2014/0319266 A1 10/2014 Moschetta et al.
 2015/0191246 A1 7/2015 Kalantari et al.
 2016/0009381 A1 1/2016 Benatar et al.
 2016/0016652 A1 1/2016 Barrett et al.
 2016/0023743 A1 1/2016 Barrett et al.
 2016/0023759 A1 1/2016 Barrett et al.
 2017/0174336 A1 * 6/2017 Baba B64C 27/08
 2017/0217323 A1 * 8/2017 Antonini B60L 11/1816
 2017/0264796 A1 * 9/2017 Tian B64D 47/08
 2017/0274983 A1 * 9/2017 Beckman B64C 11/48
 2017/0297707 A1 * 10/2017 Rollefstad B64C 39/024

OTHER PUBLICATIONS

U.S. Appl. No. 14/120,447, filed Jun. 20, 2014, Barrett et al.
 U.S. Appl. No. 14/120,448, filed Jun. 24, 2014, Barrett et al.
 U.S. Appl. No. 14/120,449, filed Jul. 25, 2014, Barrett et al.
 U.S. Appl. No. 29/529,811, filed Jun. 10, 2015, Barrett et al.
 U.S. Appl. No. 29/529,831, filed Jun. 10, 2015, Barrett et al.
 U.S. Appl. No. 29/546,239, filed Nov. 20, 2015, Barrett et al.
 Leishman, J. G., "Principles of Helicopter Aerodynamics," Cambridge University Press, New York, NY, USA 2000, p. 1-496.
 U.S. Appl. No. 29/529,811, filed May 23, 2016, Office Action.
 U.S. Appl. No. 29/529,811, filed Sep. 2, 2016, Notice of Allowance.

* cited by examiner

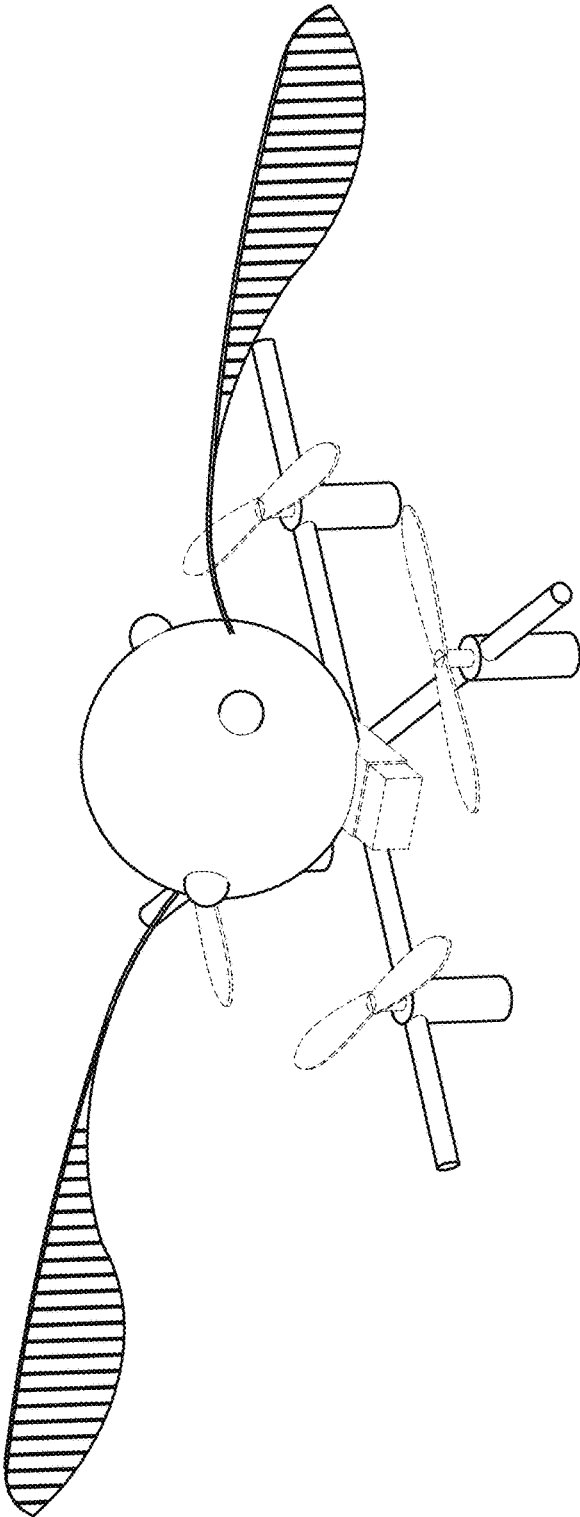


Fig. 1

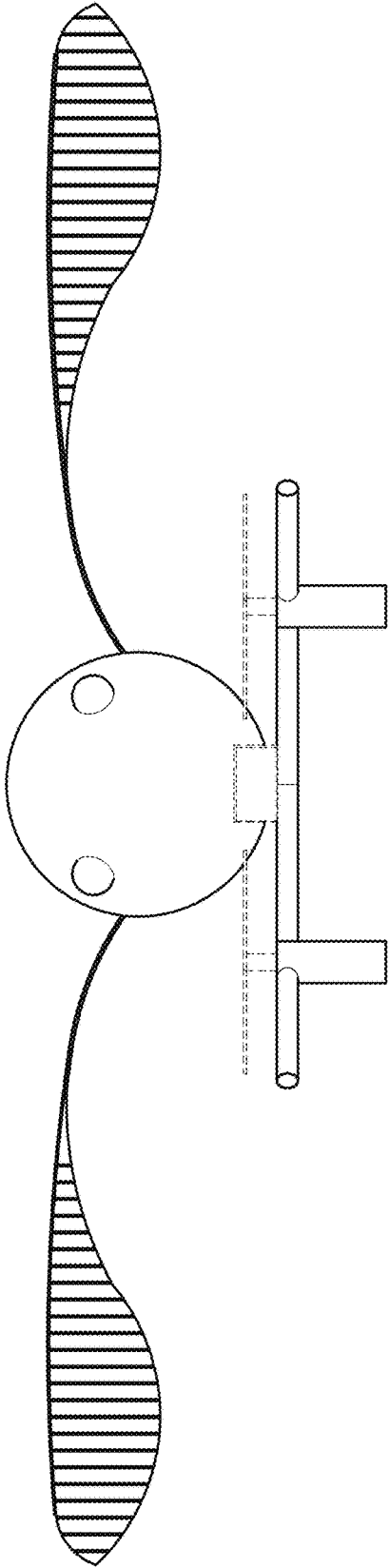


Fig. 2

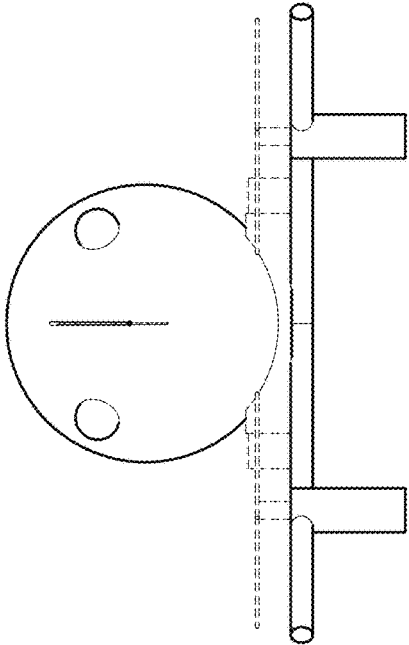


Fig. 3

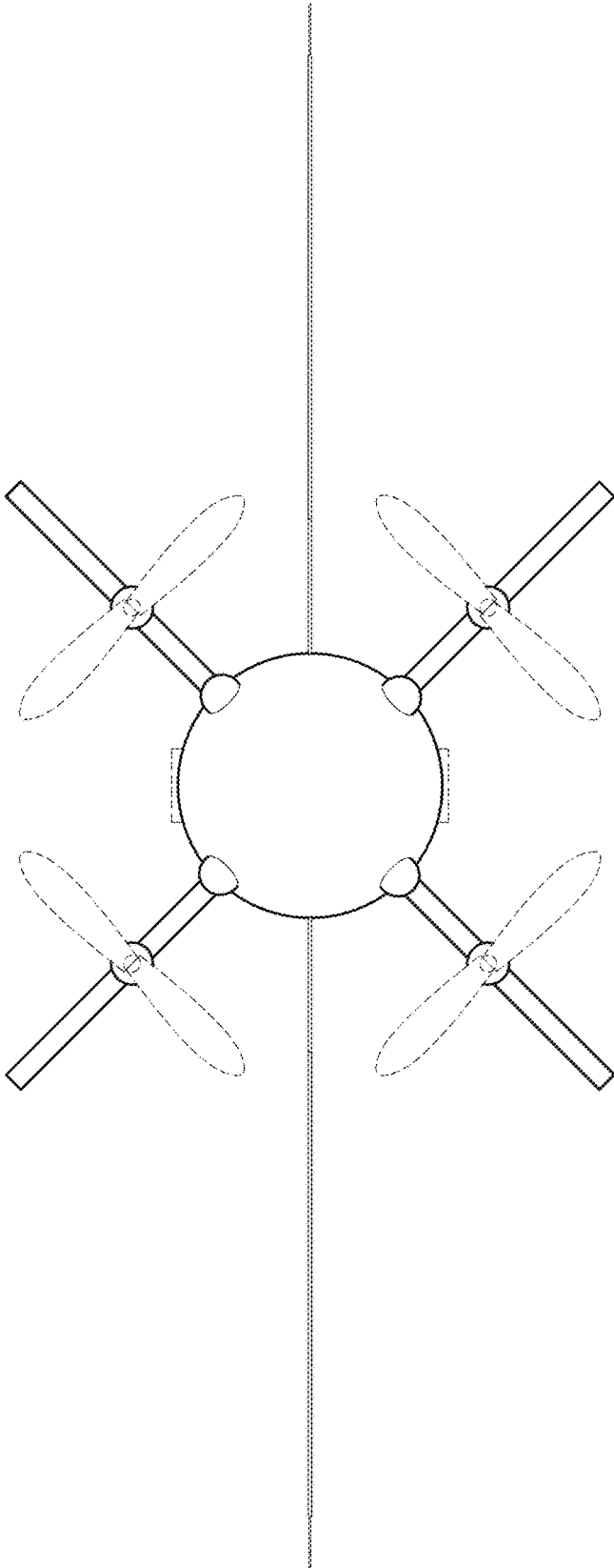


Fig. 4

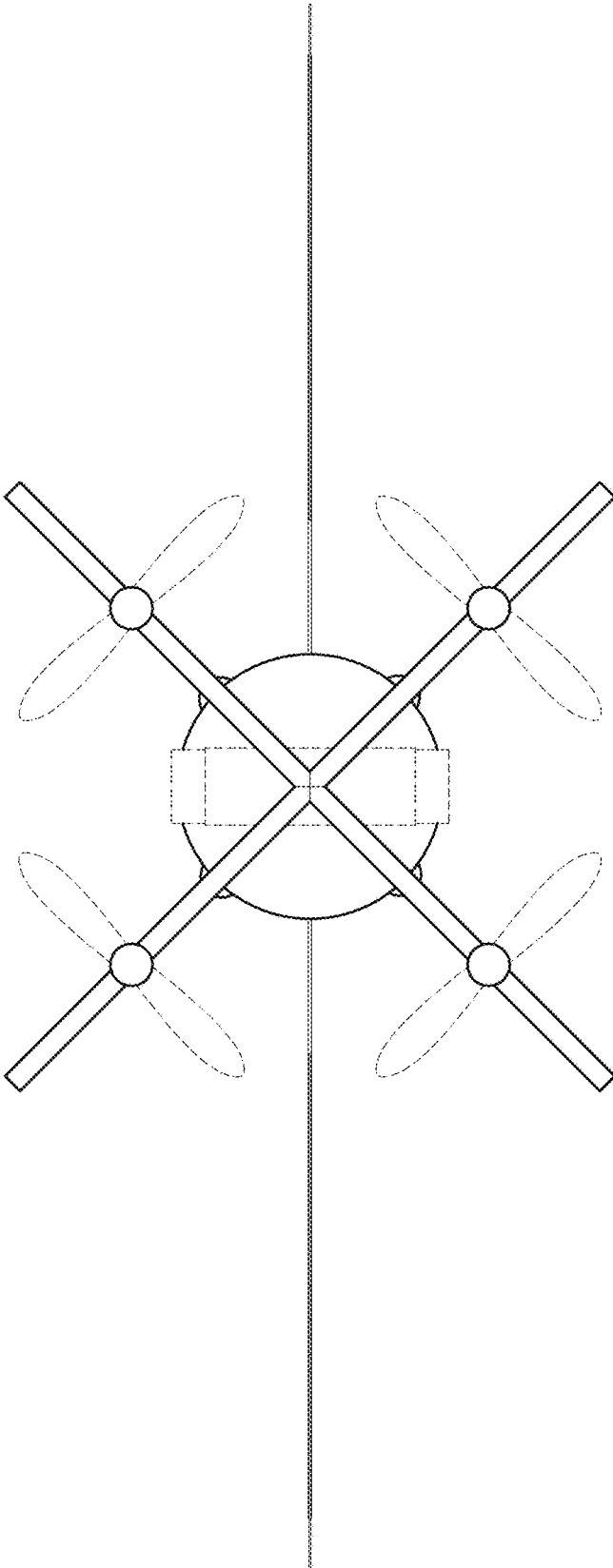


Fig. 5

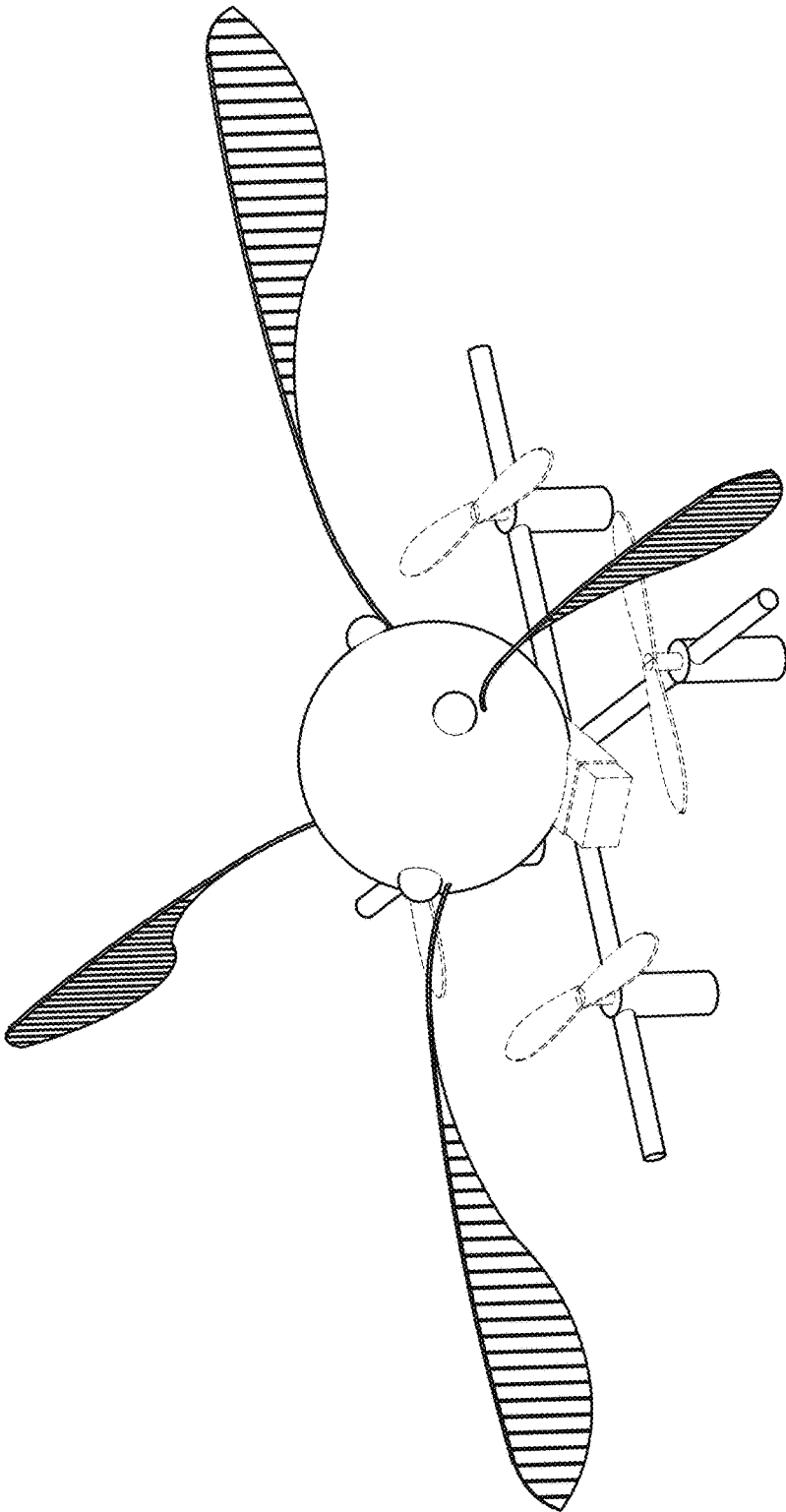


Fig. 6

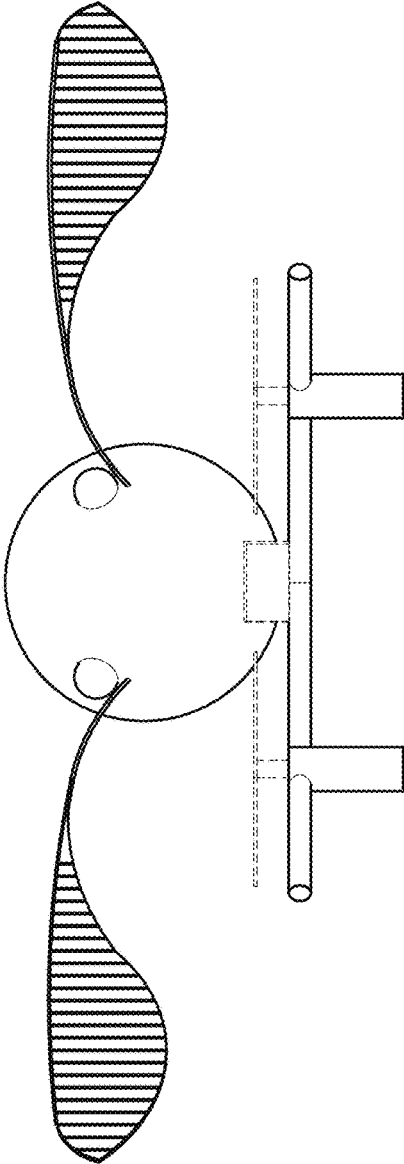


Fig. 7

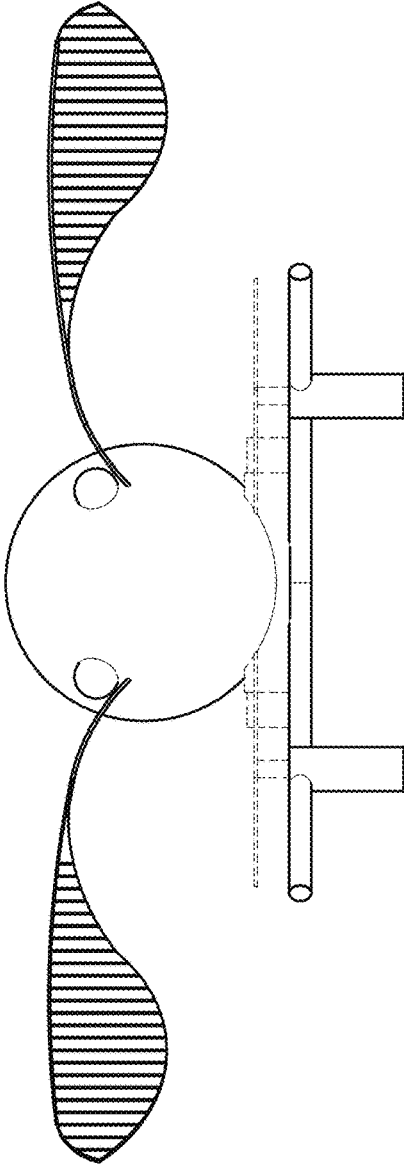


Fig. 8

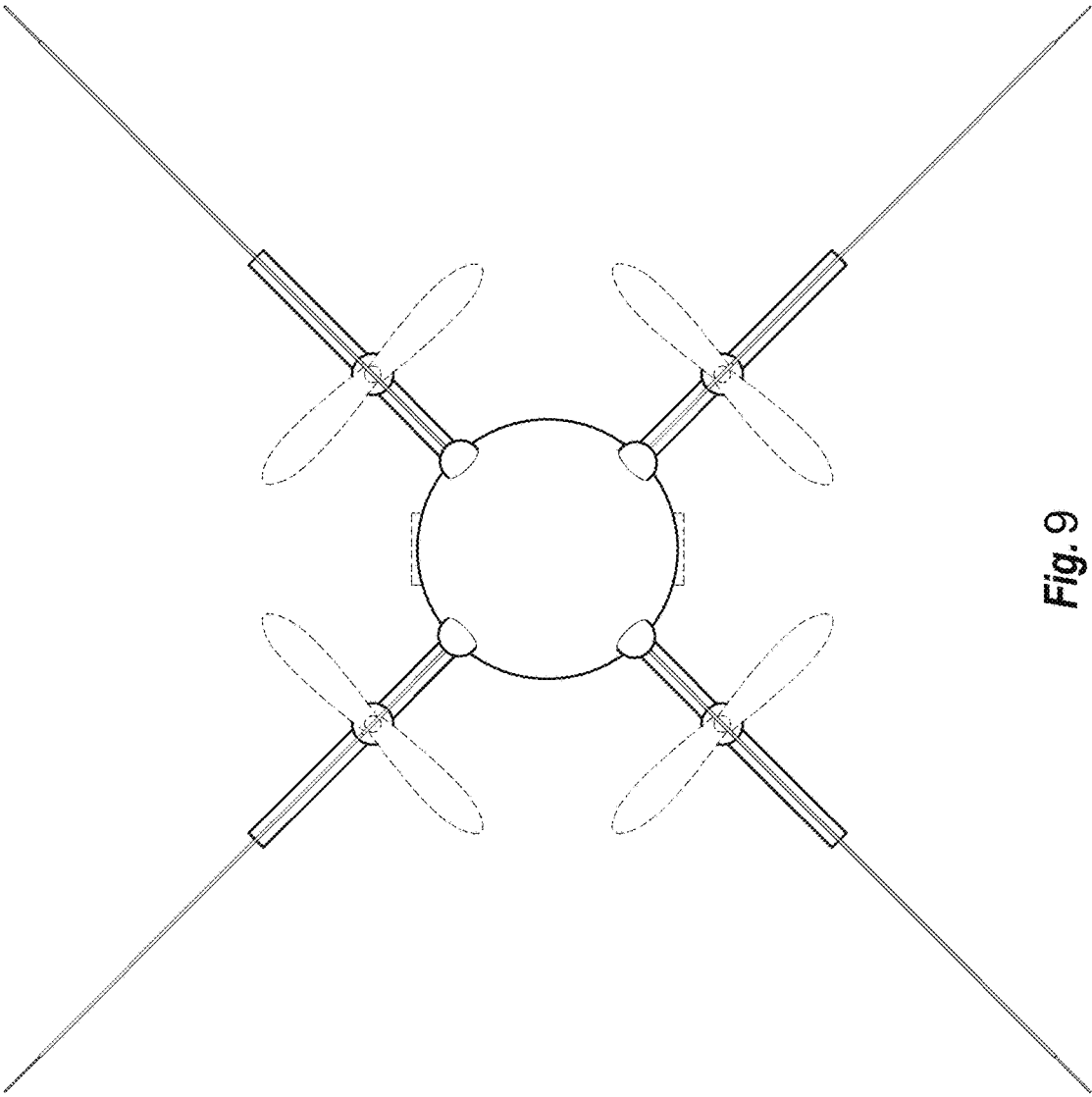


Fig. 9

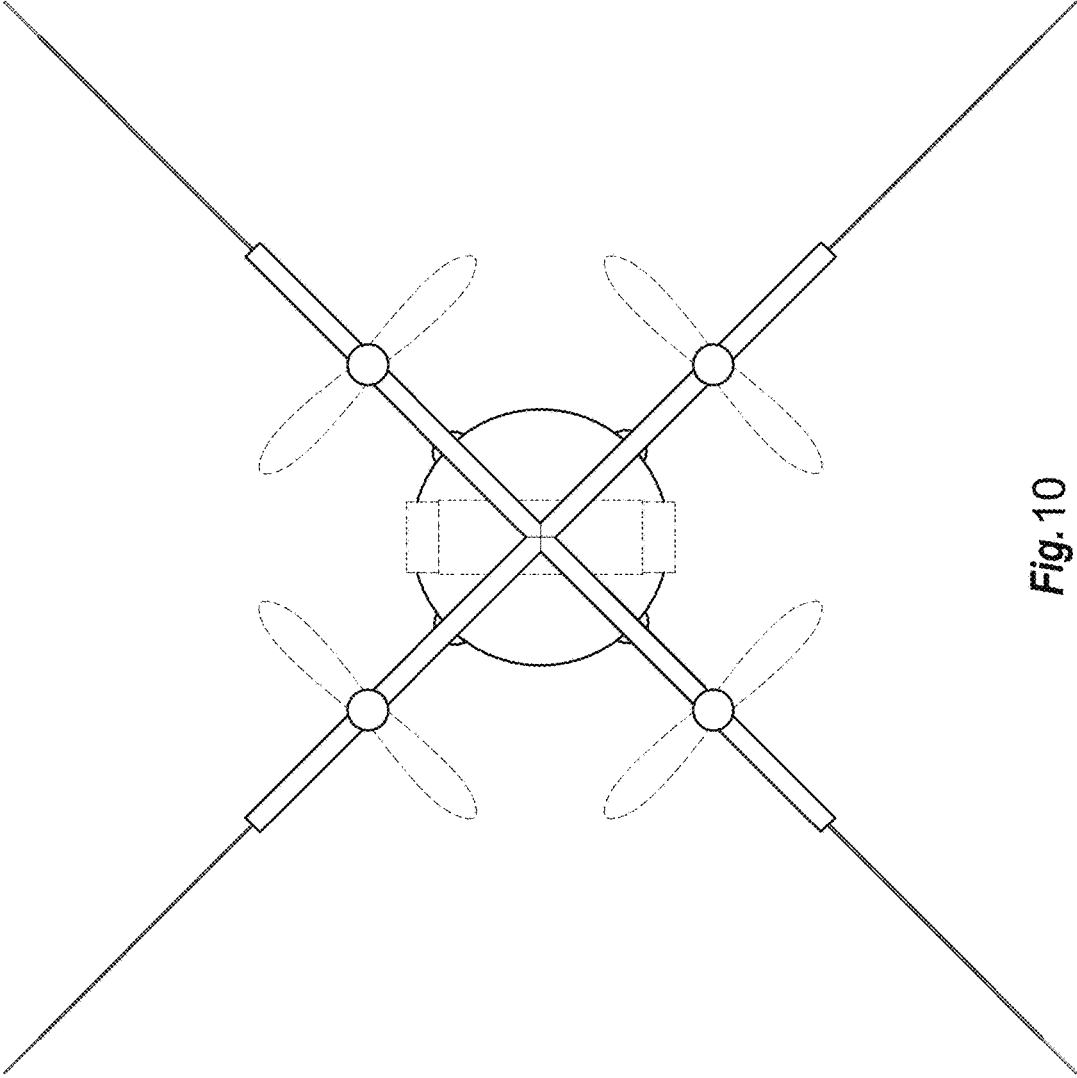


Fig. 10